


# The Gartec Box Lift

Commercial and  
Public Goods Lifts



MRL

Goods Only

Goods & Attendant

# GARTEC

LEADING THE PLATFORM LIFT INDUSTRY

01296 397100  
[www.gartec.com](http://www.gartec.com)  
[sales@gartec.com](mailto:sales@gartec.com)

# Introducing the Box Lift

The Gartec Box lift is ideal as a goods only or goods with attendant lift, using a reliable, low maintenance, efficient traction drive system.

Ideal for pallets, trolleys, large goods & equipment, the Box Lift can carry up to 2,000kg. The call & send function and advanced safety and protective features are ideal for warehouse use.

## TECHNICAL

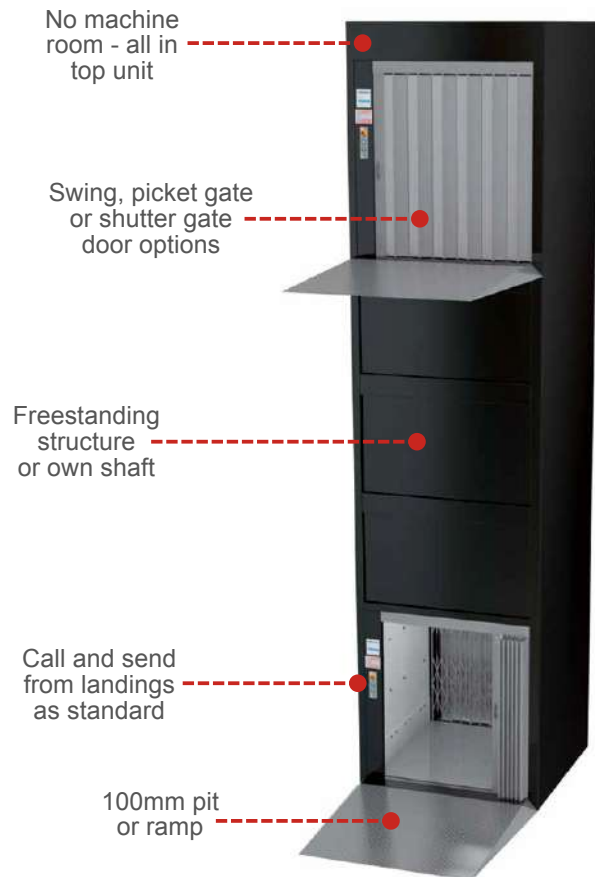
Environment	Internal only
Travel	350mm - 9,000 mm
No. of Floors	2 - 4
Capacity	500 - 2,000kg
Pit / Ramp	100mm (pit or ramp)
Rated Speed	0.15m/s
Drive System	Geared traction chain drive system w/ brake & VVVF drive
Power Req.	3 phase, 380V / 400V / 415V
Shaft	Freestanding modular structure in RAL 9005 or own shaft
Cabin	Built in steel plate in RAL 7032 (Beige)
Doors	Manual single or double hinged landing doors in RAL 9005 Optional picket or shutter gate
Configuration	Single or through car
Compliance	EN81-41 ISO 9001:2008 EN81-58 Machinery Directive Building Regulations Part M

## GOODS ONLY

Type of Lift	Traction goods lift for public and commercial environments
Useage	Goods only lift
Safety	Emergency stop button at landing Fluorescent shaft lighting
Landing Controls	Single touch operation Call & send function at landings

## WITH ATTENDANT

Type of Lift	Traction goods lift for public and commercial environments
Useage	Goods with attendant
Safety	Emergency stop button (cabin & landing) Fluorescent shaft lighting Cabin alarm button and key switch Light curtain system
Landing Controls	Call & send function at landings Constant pressure in cabin (key control)


























*Gartec Box Goods Lift with through car & picket gate*



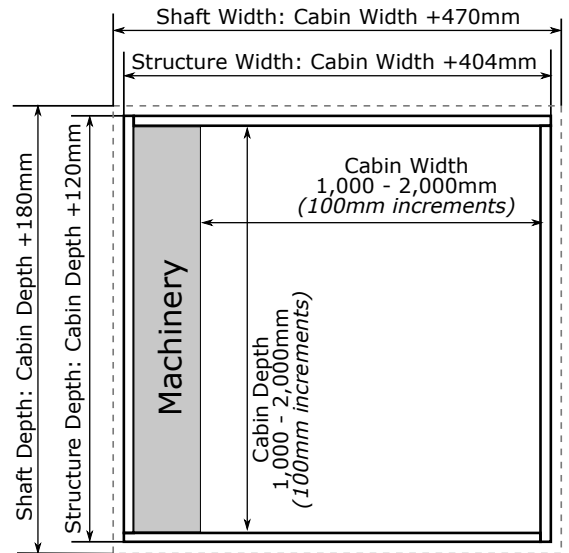
Options and features to tailor your Box Lift

## Options & Additions

	Goods	Attendant		Goods	Attendant
<b>DOORS</b>		<input checked="" type="checkbox"/>	<input checked="" type="checkbox"/>		<input checked="" type="checkbox"/>
		<input checked="" type="checkbox"/>	<input checked="" type="checkbox"/>		<input checked="" type="checkbox"/>
		<input checked="" type="checkbox"/>	<input checked="" type="checkbox"/>		<input checked="" type="checkbox"/>
<b>ENTRY</b>		<input checked="" type="checkbox"/>	<input checked="" type="checkbox"/>		<input checked="" type="checkbox"/>
		<input checked="" type="checkbox"/>	<input checked="" type="checkbox"/>		<input checked="" type="checkbox"/>
<b>FLOOR</b>		<input checked="" type="checkbox"/>	<input checked="" type="checkbox"/>		<input checked="" type="checkbox"/>
		<input checked="" type="checkbox"/>	<input checked="" type="checkbox"/>		<input checked="" type="checkbox"/>
<b>LIGHTING</b>		<input checked="" type="checkbox"/>	<input checked="" type="checkbox"/>		<input checked="" type="checkbox"/>
		<input checked="" type="checkbox"/>	<input checked="" type="checkbox"/>		<input checked="" type="checkbox"/>
		<input checked="" type="checkbox"/>	<input checked="" type="checkbox"/>		<input checked="" type="checkbox"/>
<b>SAFETY</b>		<input checked="" type="checkbox"/>	<input checked="" type="checkbox"/>		<input checked="" type="checkbox"/>
		<input checked="" type="checkbox"/>	<input checked="" type="checkbox"/>		<input checked="" type="checkbox"/>
			<b>CONTROLS</b>		
			<b>COMMUNICATION</b>		
			<b>RAILS</b>		
			<b>OTHER</b>		

## DIMENSIONS

Lift Cabin Width	1,000 - 2,000mm (100mm increments)
Lift Cabin Depth	1,000 - 2,000mm (100mm increments)
Lift Cabin Height	1,800mm / 1,900mm / 2,000mm / 2,100mm / 2,200mm
Structure Width	Cabin Width + 404mm
Structure Depth	Cabin Depth + 470mm
Shaft Width	Cabin Width + 120mm
Shaft Depth	Cabin Depth + 180mm
Top Height	Lift Cabin Height + 700mm (+750 on attendant model)



### Picket Gate (cabin door)

Cabin depth reduces by 200mm  
Cabin width reduces by 195 - 315mm

### Shutter Gate (landing door)

Cabin depth reduces by 150mm  
Cabin width reduces by 195 - 250mm



As the UK's market leaders in platform lifts, Gartec have over 25 years' experience in a huge range of projects, environments & locations.

Providing planning support & design work, installation, maintenance, servicing and spare parts, Gartec offer a complete lifetime solution for commercial access needs.

# GARTEC

Unit 6, Midshires Business Pk,  
Smeaton Close,  
Aylesbury,  
Buckinghamshire,  
HP19 8HL

01296 397100

[www.gartec.com](http://www.gartec.com)

[sales@gartec.com](mailto:sales@gartec.com)

Gartec is an  
Aritco Group  
Company

